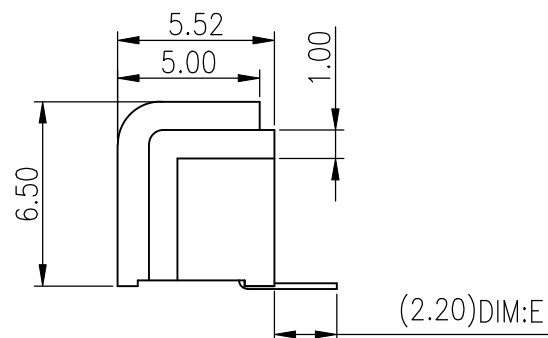
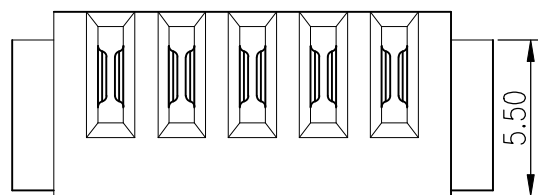
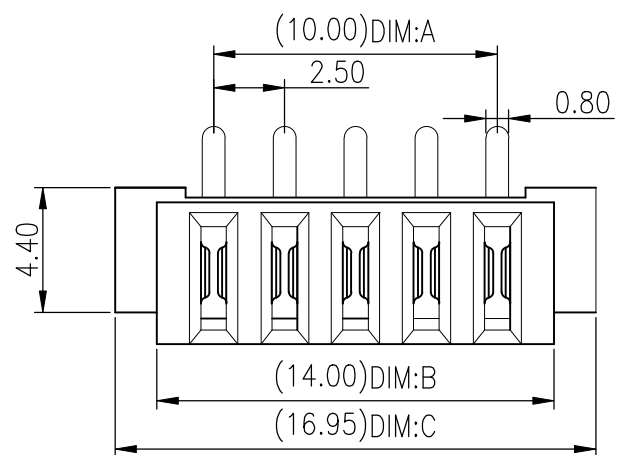


REV.	DESCRIPTION	DRAW.	DATE.



No:of pins	Dimension			
	DIM.A	DIM.B	DIM.C	DIM.E
03	5.00	9.00	11.95	2.20
04	7.50	11.50	14.45	2.20
05	10.00	14.00	16.95	2.20
06	12.50	16.50	19.45	2.20
07	15.00	19.00	21.96	2.20
08	17.50	21.50	24.45	2.20
09	20.00	24.00	26.95	2.20
10	22.50	26.50	29.45	2.20
11	25.00	29.00	31.95	2.20

Material

Insulator:Nylon 9T(UL94V-0)

Contact:phosphor Bronze

Contact Plated:Gold over Nickel or Tin

Specification

Current rating:7A

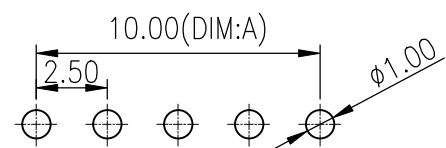
instant CURRENT:10A

Contact Resistance:30MΩ

Insulation Resistance:100MΩ

Dielectric Voltage:500V

Operdting Temperature:-40°~105°



Recommended P.C.B Layout

Layout Tolerance=+/-0.05mm

DISONG ELECTRONIC CO.,LTD.

UNLESS OTHERWISE SPECIFIED,TOLERANCE: X. ±0.20 X.x ±0.15 X.xx ±0.10 ANGULAR ±2°	DESIGN	F.H.T	DATE	2016.04.08	TITLE: Battery 90° 2.5mm Pitches Female Connector	
	APPROVED		DATE			
	PART NO	B01F-A-L1		REV: 01	SCALE: 1:1	UNIT: mm
	DRAWING NO	B01F-A-L1		SIZE: A4	SHEET: 1/1	